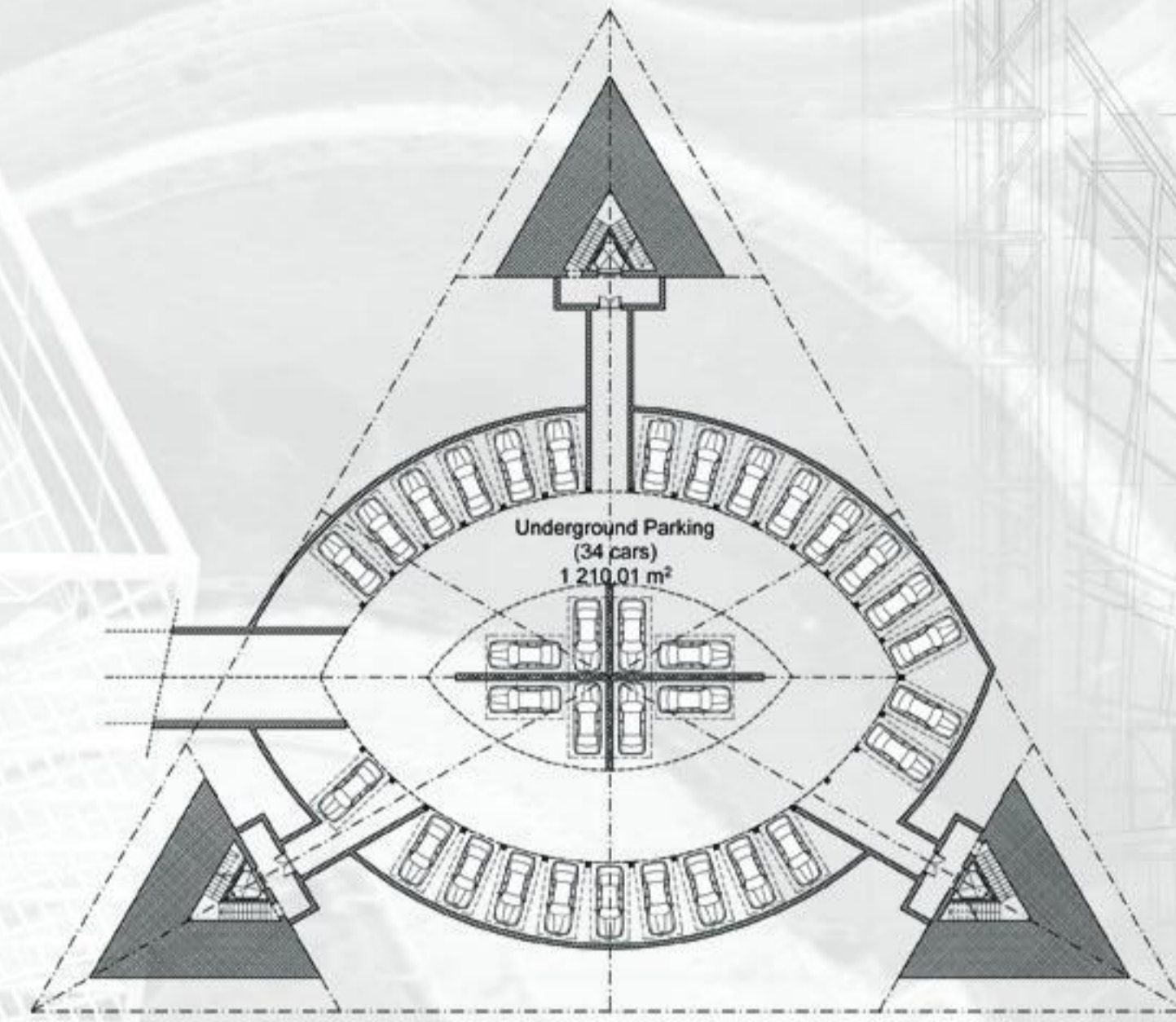


SITE PLAN 1:1000



UNDERGROUND PARKING PLAN 1:400

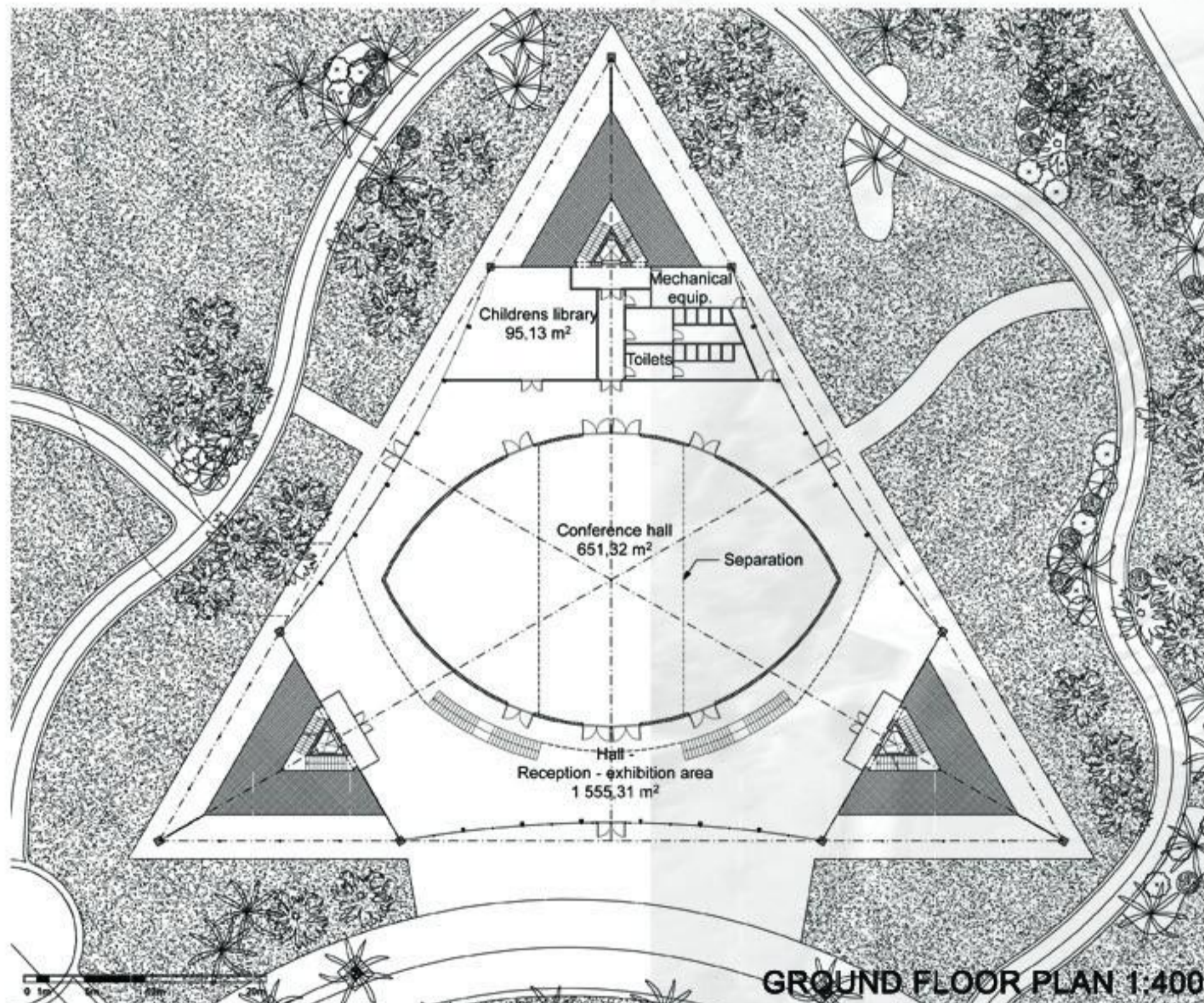
DUBAI city architectural idea for a tall emblem structure

The development of the city implies the change of its image. The sky scraping towers and the artificial islands covering the sea prove the power of creation. Dubai has rapidly been developed just to become a metropolis, and this intensity has not been seemed to get ceased even in this world of financial downturn. Like every big city Dubai is known by its architectural monuments, many of these buildings are symbols in itself. However, the authority of the city intends to erect a monument which represents emblematic meaning not just towards the world but towards the local citizens of Dubai. The selection of the venue has a significant role in itself. Neither the function nor the profit, but the message it conveys in the setting of Za'abeel Park what is decisive. However, it is to be a symbol by way of its citizens identify themselves with it.

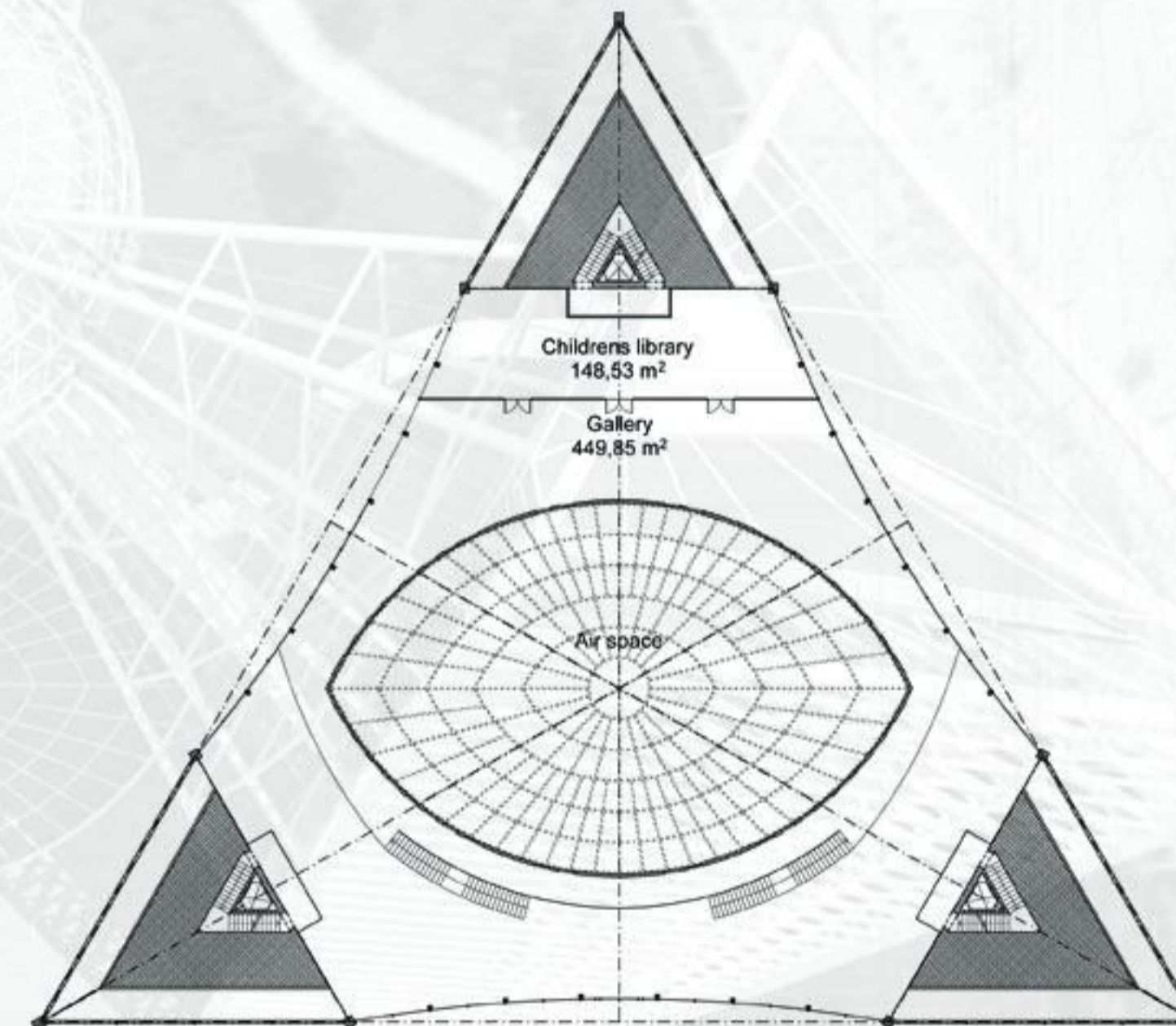
The tender is about a tall emblem structure, on the basis of which one can associate to a tower. The tower has always been coupled with the meaning of something extraordinary, so the form submitted here might be regarded to be suitable for establishing such a symbol.

Nevertheless, the building I hereby proposed consists of not one but three joint towers, the arrangement of which creates an isosceles. The towers in the corner have the form of isosceles themselves. The steel structure embraces the concrete core narrowing upwards. The sound, stable and hard core is the base of the structure. However this strict appearance is melted by the thin steel beams. Meanwhile the steel stiffen the core and vice versa. Together they create a tall, graceful form while preserving its stability. The height of the towers is 150 m.

The joint towers symbolise the union, without which no nation can progress. In structural terms the triangular form provides stability. The ball, placed between the towers is supported by a spider net-wise steel structure. The Café is situated in the glass ball from where a spectacular view to the town is guaranteed. There is a terrace even on the top of each tower, any of which gives a clear overview to the neighbouring square. Small glass-covered bridges lead to the inside of the centring glass ball.



GROUND FLOOR PLAN 1:400



GALLERY OF PODIUM 1:400